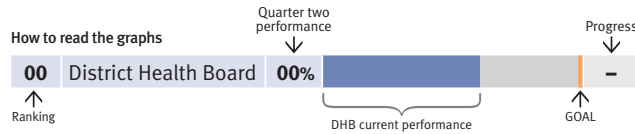




# Your District Health Board

2010/11 QUARTER TWO RESULTS

How to read the graphs




Shorter stays in



Emergency Departments

## Shorter stays in Emergency Departments

The target is 95 percent of patients will be admitted, discharged, or transferred from an Emergency Department (ED) within six hours. The target is a measure of the efficiency of flow of acute (urgent) patients through public hospitals, and home again.



Improved access to

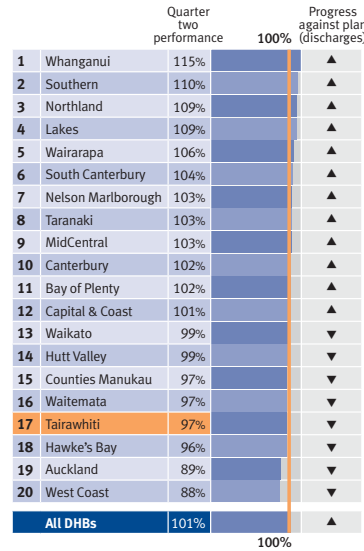


Elective Surgery

## Improved access to elective surgery

The target is an increase in the volume of elective surgery by an average of 4000 discharges per year.

*\* DHBs planned to deliver 70,620 discharges year to date, and have delivered 536 discharges more.*



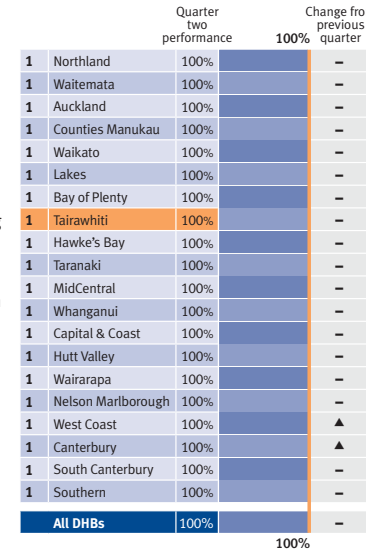
Shorter waits for



Cancer Treatment

## Shorter waits for cancer treatment

The target is everyone needing radiation treatment will have this within six weeks of their first specialist assessment by the end of July 2010 and within four weeks by January 2011. Six regional oncology centres provide radiation oncology services. These centres are in Auckland, Hamilton, Palmerston North, Wellington, Christchurch and Dunedin.



Increased




Immunisation

## Increased Immunisation

The national immunisation target is for 90\* percent by July 2011; and 95 percent by July 2012.

*\* This quarterly progress result includes children who turned two years between October and December 2010 and who were fully immunised at that stage.*



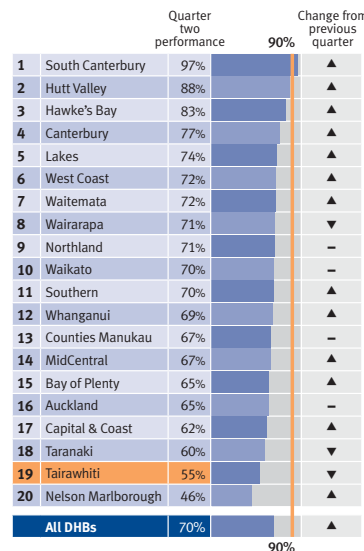
Better help for



Smokers to Quit

## Better help for smokers to quit

The target is that 90 percent of hospitalised smokers will be provided with advice and help to quit by July 2011, and 95 percent by July 2012. The data covers patients presenting to Emergency Departments, day stay and other hospital based interventions.



Better



Diabetes and Cardiovascular Services

## Better diabetes and cardiovascular services

This graph represents the average progress made by a DHB towards three target indicators: (a) an increased percent of the eligible adult population will have had their cardiovascular disease risk assessed in the last five years; (b) an increased percent of people with diabetes will attend free annual checks; (c) an increased percent of people with diabetes will have satisfactory or better diabetes management.

*\* Quarter two results are based on updated diabetes prevalence figures. For the purposes of comparison between quarters one and two, the published quarter one results have been recalculated using the updated diabetes prevalence figures.*

